


Taking the Scenic Route

A world-class view inspires a handcrafted log home masterpiece in the Colorado Rockies.



Stunning views of the San Juan Mountain Range define the southern skyline.

The combination of covered and uncovered decks allows for year-round outdoor enjoyment.



When owners Jim and Sara first toured the property, situated on a mesa near Ridgway and Telluride, Colorado, they fell in love with many aspects of the site, including the rural setting with access to modern amenities, the favorable mountain climate of warm summers and beautiful winters, but most of all the stunning views of the infamous San Juan Mountain range that dominates the southern skyline, with peaks exceeding 14,000' in altitude and providing spectacular panoramas throughout the year.

After researching different styles of mountain architecture and construction, an authentic handcrafted log home was at the top of their list. Upon meeting with GreatLand Log Homes, also based in Colorado, they formed an immediate connection that lasted throughout the project and beyond. The owners selected a standard plan offered by GreatLand,

The Glacier-G, that grabbed their attention aesthetically, as well as being very close to the size and layout they desired to capture the views on site. Key features of the plan include open living spaces, soaring cathedral ceilings, a large stone fireplace, a main level master suite, an oversized garage for larger vehicles and storage, and a spacious but efficient design. The plan was modified and customized to suit the owner's preferences by GreatLand's in-house design team, and the final plan came in at approximately 3,000 square feet plus the garage.

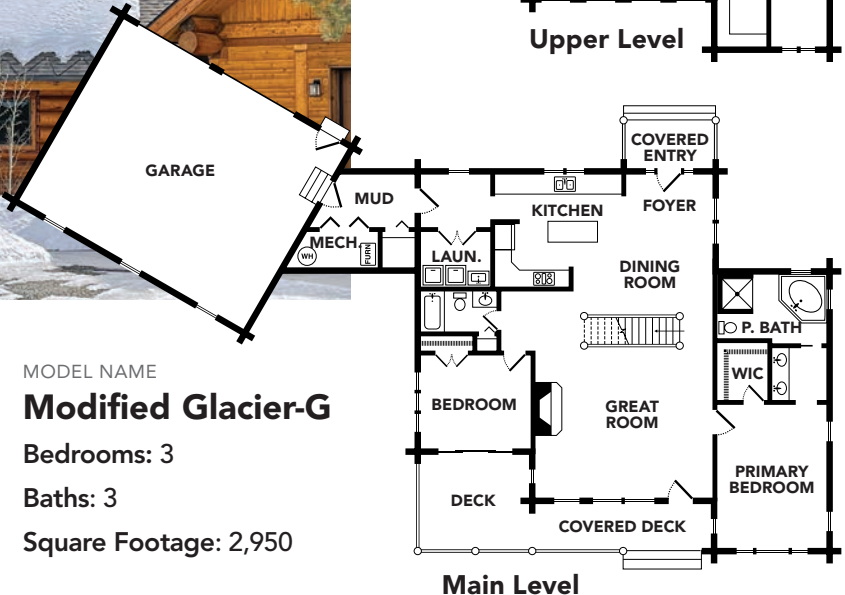
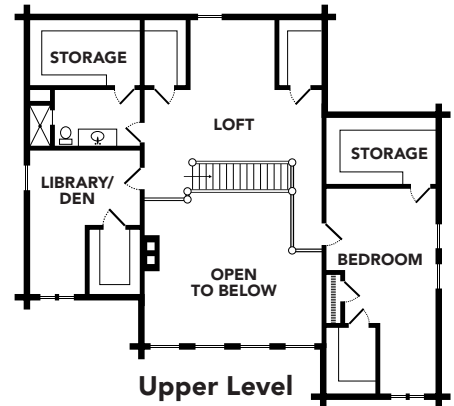
Jim and Sara express their gratitude: "The craftsmanship and attention to detail in the construction of our log home is second to none. Our home has exceeded all of our expectations. A true mountain home that is both rustic and elegant - a wonderful combination that we had hoped to achieve from the beginning. A dream come true."



24-foot vaulted Great Room ceilings are enhanced by the impressive stone fireplace and antler chandelier.



Large diameter Douglas Fir logs are complemented with natural stone used throughout. Large overhangs are combined with steep roof pitches to protect this impressive log home throughout the seasons.



888-641-0496
 Info@GreatLandLogHomes.com
 GreatLandLogHomes.com

MODEL NAME
Modified Glacier-G
 Bedrooms: 3
 Baths: 3
 Square Footage: 2,950